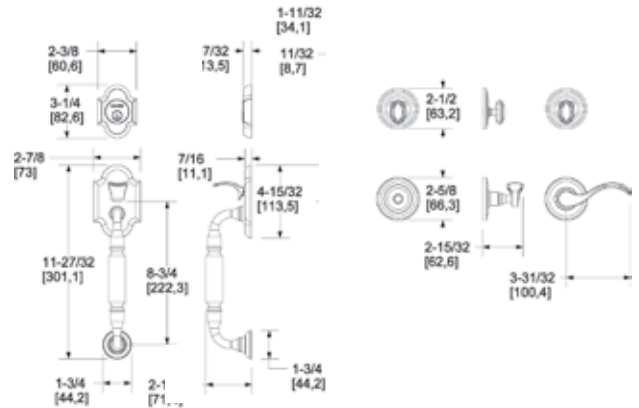


BALDWIN®

ESTATE™

CANTERBURY SECTIONAL TRIM


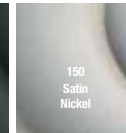

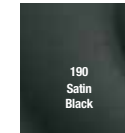
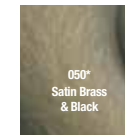
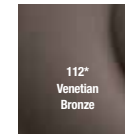
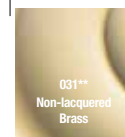
SHOWN WITH 5455V LEVER IN 003 FINISH



SPECIFICATIONS

- Solid forged brass
- Accessibility Code (ADA) A117.1 for all levers.
- Deadbolt and latch bolt are also constructed of solid brass
- Deadbolt is furnished with specially designed reinforcing strike constructed of high grade steel for ultimate strength and durability
- Designed for easy installation in standard pre-bored wood or metal doors
- Accommodates door thickness of 1.75". Conversion kit available for 2.0" and 2.25" thick doors.
- 5-pin keying cylinder in active sets

TIER 1 FINISHES



TIER 2 FINISHES

