

ITEM NO.	PART NUMBER	DESCRIPTION	QTY.
1	PLD210ST-O	OUTSIDE TRIM	1
2	PLD210ST-I	INSIDE TRIM	1
3	PL-OVSCR45	OVAL HEAD M4 BREAKAWAY SCREW	4
4	PLM260	MORTISE LOCK BODY FOR POCKET DOOR	1
5	PLM260DSTB	DUST BOX FOR PLM260	1
6	PLPC	EUROPEAN CYLINDER	1
7	SCR-WS6PL	WOOD SCREW #6 X 1 FOR PL	4
8	KEY	KEY FOR CYLINDER	1
9	PLTK45	TURN KNOB	1
10	PL-STK50-111618	STRIKE PLATE FOR PLM260	1

Linnea[®]

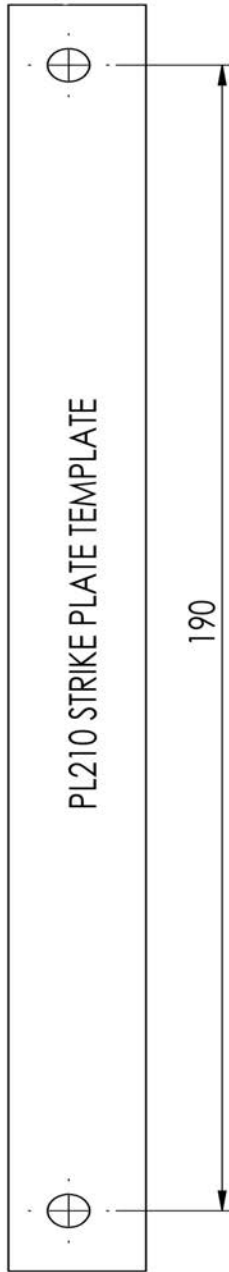
PL210 ACTIVE LOCK SET

1 3/4" DOOR THICKNESS

PL210 ACTIVE LOCK SET

ALIGN WITH CENTER OF DOOR FRAME

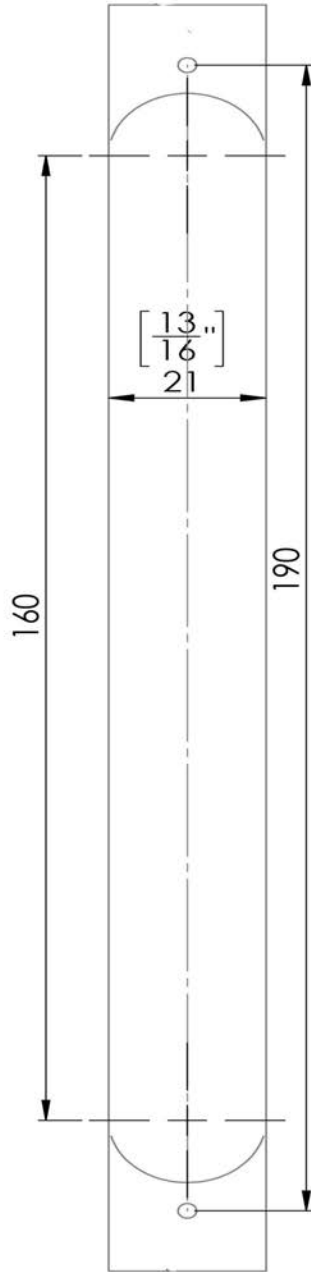
ALIGN WITH CENTER OF DOOR



PL210 STRIKE PLATE TEMPLATE

190

CUT HERE



$[\frac{13}{16}"]$
21

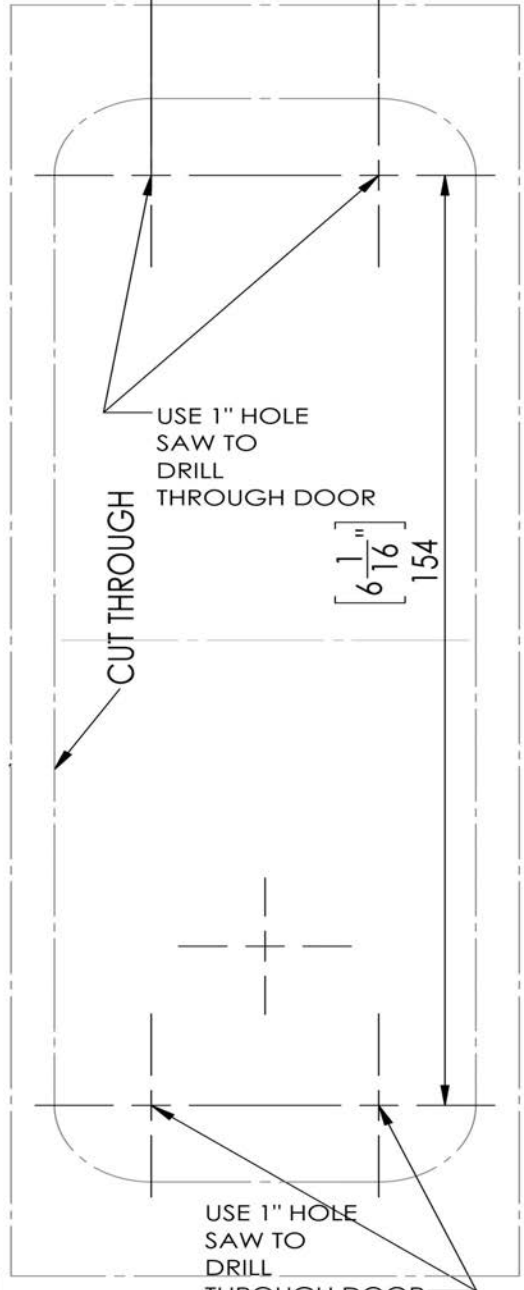
160

190

FOLD ALONG DOTTED LINE

$[\frac{1\frac{3}{4}"}{44}]$

$[\frac{1\frac{3}{16}"}{30}]$



USE 1" HOLE SAW TO DRILL THROUGH DOOR

CUT THROUGH

$[\frac{6\frac{1}{16}"}{154}]$

USE 1" HOLE SAW TO DRILL THROUGH DOOR

$[1"]$

25.40

Linnea®

MEASUREMENTS ARE IN INCHES AND MILLIMETERS

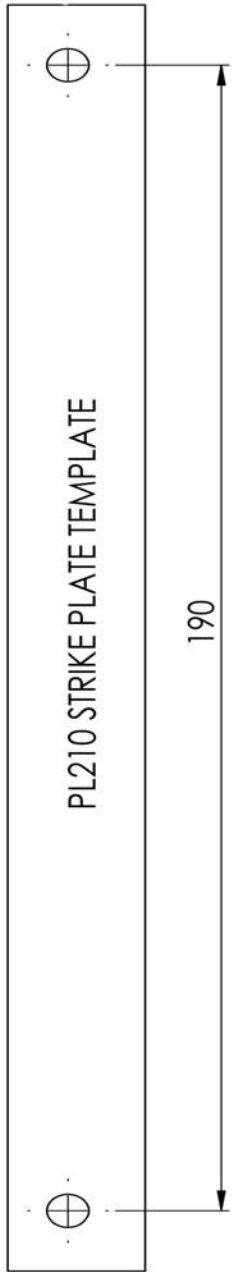
INCHES ARE SHOWN IN []

2" DOOR THICKNESS

PL210 ACTIVE LOCK SET

ALIGN WITH CENTER OF DOOR FRAME

ALIGN WITH CENTER OF DOOR



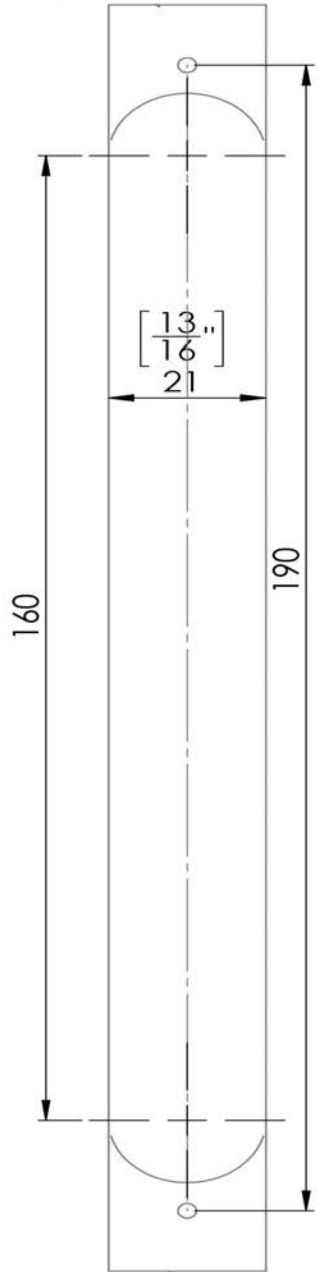
190

PL210 STRIKE PLATE TEMPLATE

CUT HERE

MEASUREMENTS ARE IN INCHES AND MILLIMETERS

INCHES ARE SHOWN IN []



160

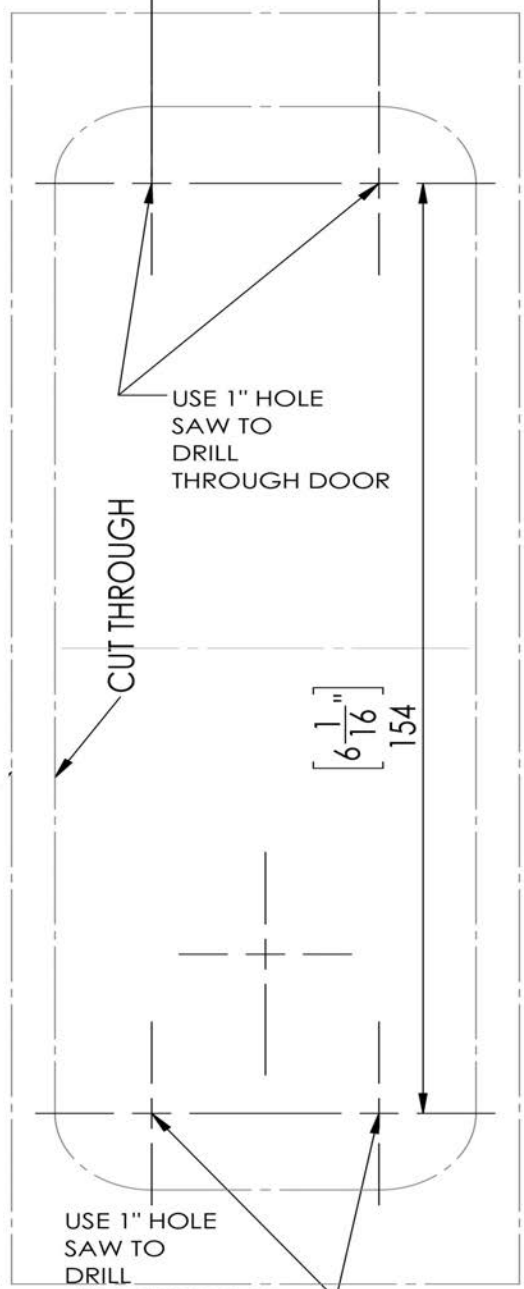
[$\frac{13}{16}$ "]
21

190

FOLD ALONG DOTTED LINE

[$1\frac{3}{4}$ "]
44

[$1\frac{3}{16}$ "]
30



USE 1" HOLE SAW TO DRILL THROUGH DOOR

CUT THROUGH

[$6\frac{1}{16}$ "]
154

USE 1" HOLE SAW TO DRILL THROUGH DOOR

[1"]

25.40

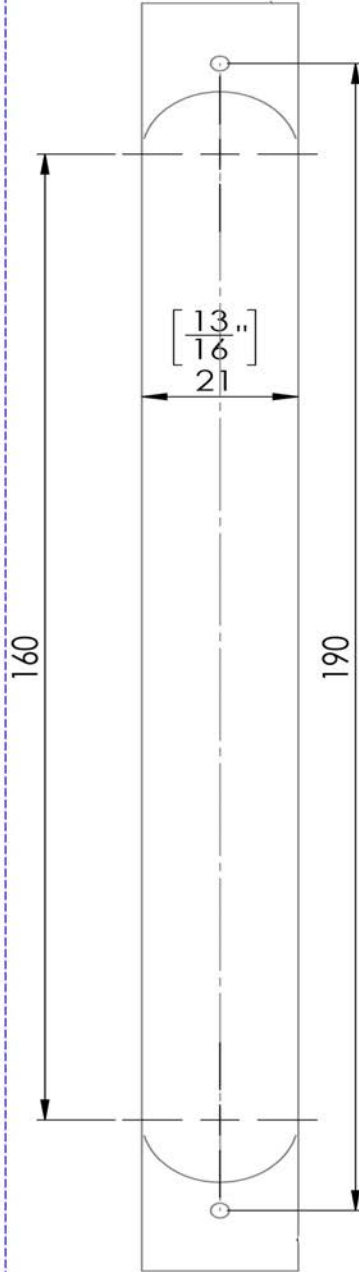
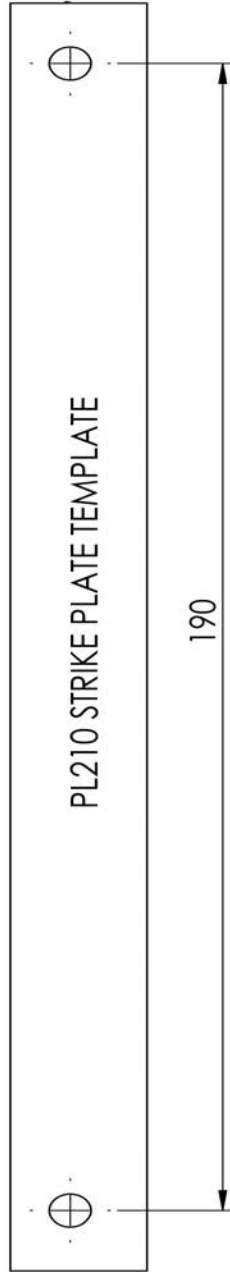
Linnea®

2 1/2" DOOR THICKNESS

PL210 ACTIVE LOCK SET

ALIGN WITH CENTER OF DOOR FRAME

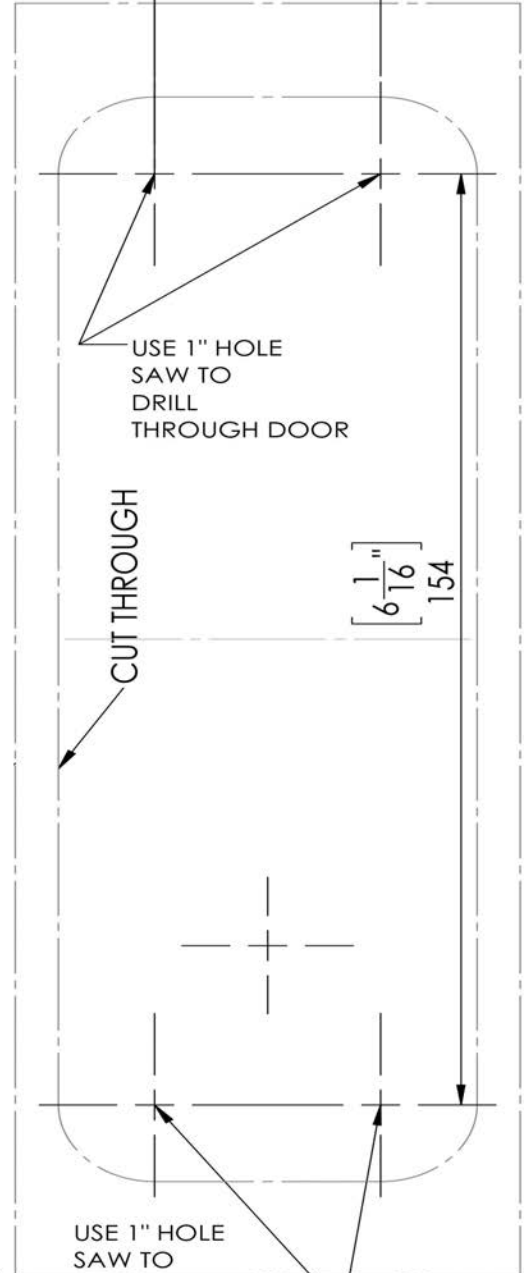
ALIGN WITH CENTER OF DOOR



FOLD ALONG DOTTED LINE

$\left[1 \frac{3}{4} \right]$
44

$\left[1 \frac{3}{16} \right]$
30



USE 1" HOLE SAW TO DRILL THROUGH DOOR

CUT THROUGH

$\left[6 \frac{1}{16} \right]$
154

USE 1" HOLE SAW TO DRILL THROUGH DOOR

$\left[1 \right]$
25.40

Linnea®

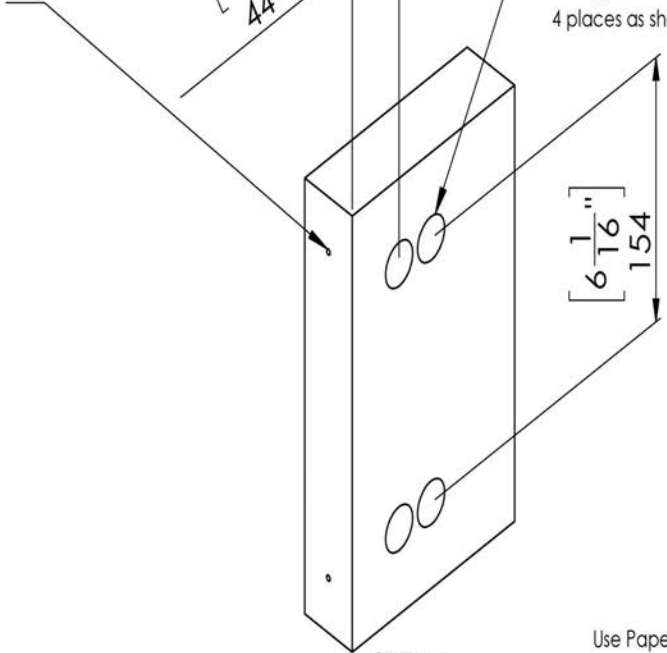
MEASUREMENTS ARE IN INCHES AND MILLIMETERS

INCHES ARE SHOWN IN []

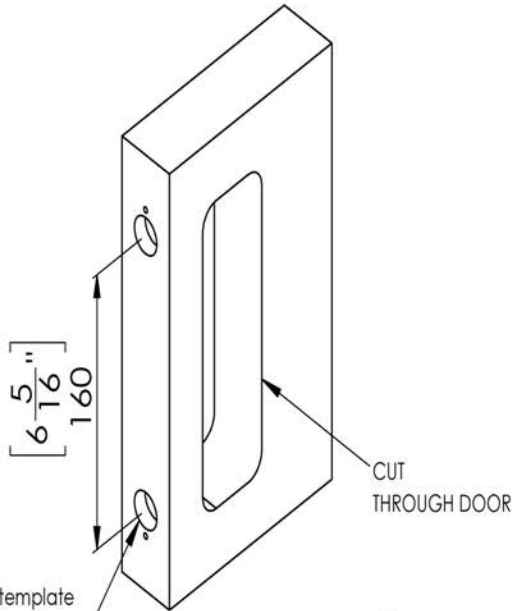
Print paper template full scale.
 Drill 3.175 mm [1/8"]
 on door center
 943.4mm [37 9/64"]
 above floor

[1 3/4"]
 44

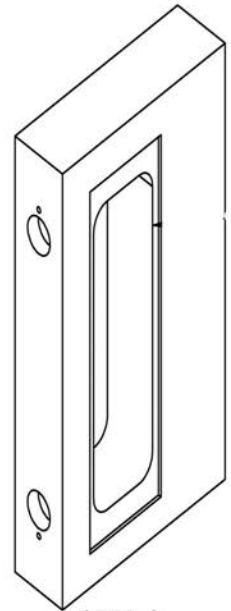
Print template full scale
 fold and position on door.
 Use hole saw to drill
 25.40 mm [1"]
 through door.
 4 places as shown



STEP 1

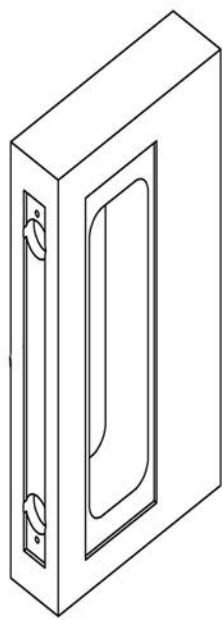


STEP 2

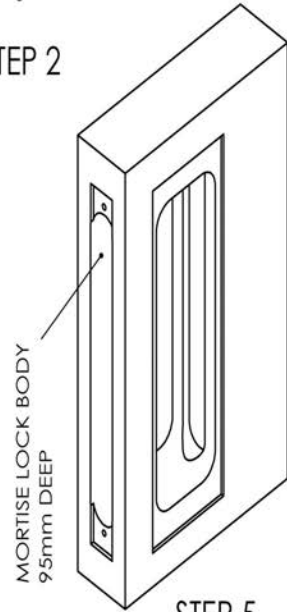


STEP 3

Use Paper template
 drill 21mm x 95mm
 deep hole



STEP 4



STEP 5



PL210 ACTIVE LOCK SET
 DOOR PREPARATION