

Round Long Door Pulls



DESCRIPTION

PRODUCT
CODE

CASE

48" Square Long Door Pull, Single-Sided	PL-1SQ48	4
48" Square Long Door Pull, Double-Sided	PL-2SQ48	4
72" Square Long Door Pull, Single-Sided	PL-1SQ72	4
72" Square Long Door Pull, Double-Sided	PL-2SQ72	4

Finishes

26 Polished Chrome
32D Satin Stainless
FBL Flat Black

Mounting

Single sided applications—
concealed surface mounted
or thru-bolt mounted with
decorative caps

Door Thickness

½" - 2 ¼"

Hole Spacing

48" center to center hole
spacing for 48" pull

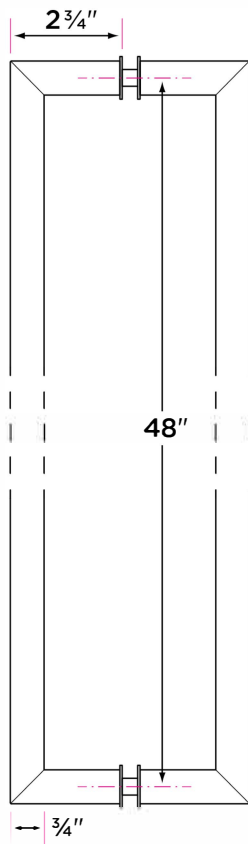
72" center to center hole
spacing for 72" pull

Material

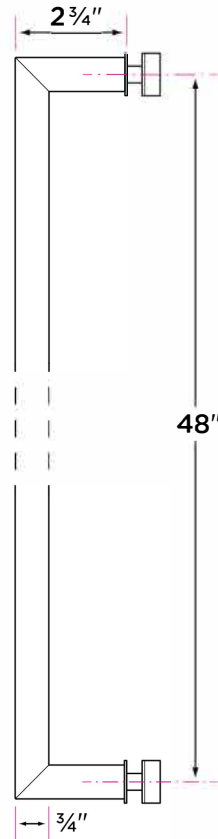
304 Stainless steel
1.9mm thick

Door Pulls

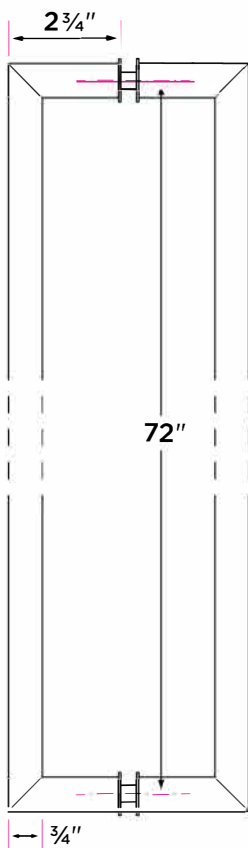
PL-2SQ48



PL-1SQ48



PL-2SQ72



PL-1SQ72

